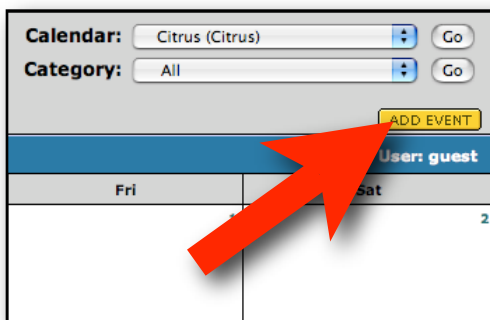




Instructions for submitting events to the Florida Ag Calendar

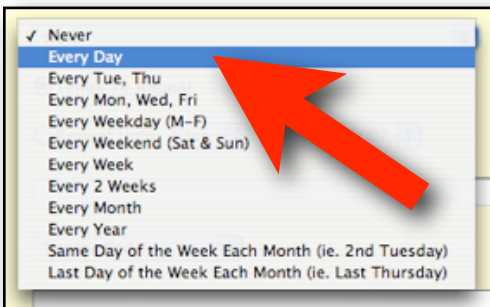
You do **NOT** need an account to submit events.

The Florida Ag Calendar is open for all to use as guests. Please follow these instructions for submitting your events to the Florida Ag Calendar.



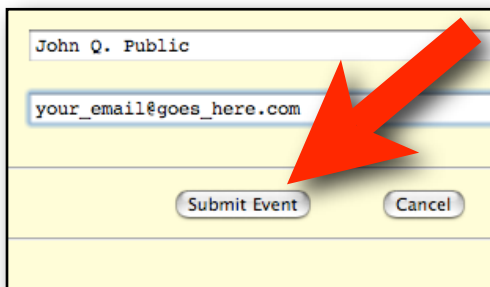
Go to www.FloridaAgCalendar.com

1. Click on any calendar- it doesn't matter at this point which calendar you choose. Once there, click the "Add Event" button and start completing all the fields.



Details

2. Select a calendar, enter a date and time.
3. If your event is more than one day choose an option from the repeating menu. Then choose an end date. Ex: For a two day event, choose "everyday" and then for times to repeat, enter "2".



Finish

4. Enter your name and your E-mail address and click "submit event". After approval, your event will be listed on the calendar to which it was submitted.